



Create connections with your cats

# Purrception

## Brand Book

# Table of Contents

01 What is Purrception?

03 Logo & Mark

09 Typography

13 Colors

18 Main UI Elements

23 Design Elements

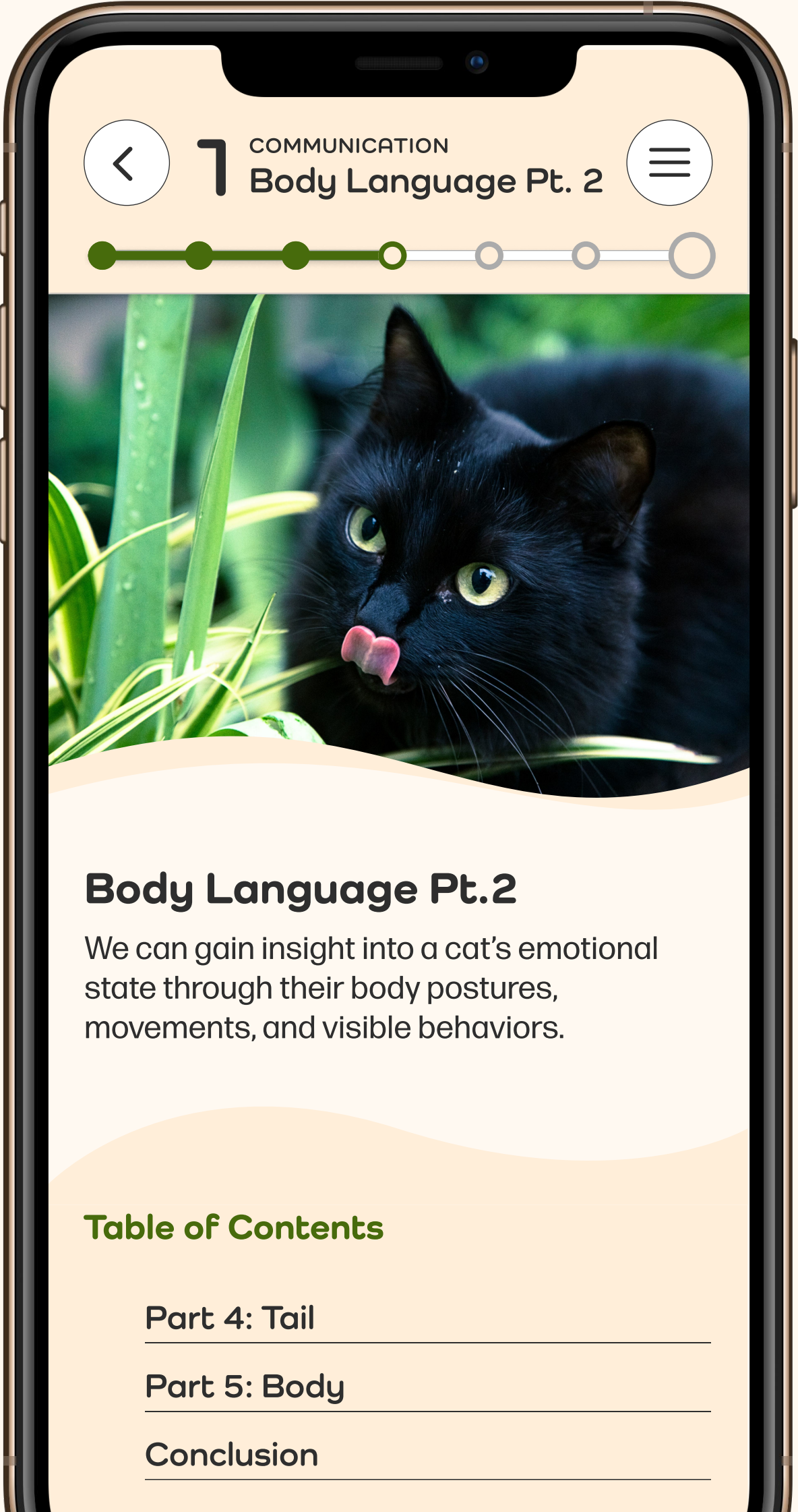




# **What is Purrception?**

Many people get cats on impulse, without truly comprehending what it means to take care of a living being. As a result, many new cat owner's don't understand their cats, and they're often given to shelters.

Purrception is an app that consolidates information from books, websites, articles, and documentaries about cats. In the style of learning modules, the app focuses on cat behavior that goes beyond their base-level needs, and it helps people bond with their cats.







# Logo & Mark

# Logo, Name, & Tagline



## Mark

A curled up cat that also looks like a chat bubble. The chat bubble shape is representing cat communication.



## Name

The word 'perception' refers to how we see or understand the word. This app has an emphasis on cat perception, so the name is 'Purrception.'

The tagline is emphasizing the relationship-building aspect of the app.

Create connections with your cats  
**Purrception**

## Inverted Logo



Create connections with your cats

# Purrception

## Logo Misuse

Do not stretch, rotate, distort, add effects, or change the colors of the logos.





## Logo Misuse

Do not put the logo over the pattern. They should always be separate from each other.



Create connections with your cats

# Purrception



# Typography

# Main Typography

COMO | EXTRABOLD

# H1 Header

COMO | EXTRABOLD

## H2 Header | Button

COMO | BOLD

### H3 Header

FORMA DJR MICRO | REGULAR

Paragraph

Lorem ipsum dolor sit amet, consectetur adipiscing elit. Lobortis praesent mi hendrerit consectetur viverra pharetra condimentum. Tempor arcu justo, nec, dapibus enim neque neque phasellus consequat. Elementum, massa, blandit ut fringilla dolor, donec eget pulvinar quam. Tempor leo integer neque cursus. Enim et, erat purus sed tristique vel aliquam, in. Semper id diam nibh mi dictumst sem ac semper. Id in lectus viverra tellus aenean ut.

# Secondary Typography

COMO | BOLD

2

COMO | EXTRABOLD

H4 Header

COMO | BOLD

H5 Header

COMO | EXTRABOLD

MODULE NAV BAR HEADER



# Typography Misuse

**H1 HEADER**

**H2 HEADER**

**H3 HEADER**

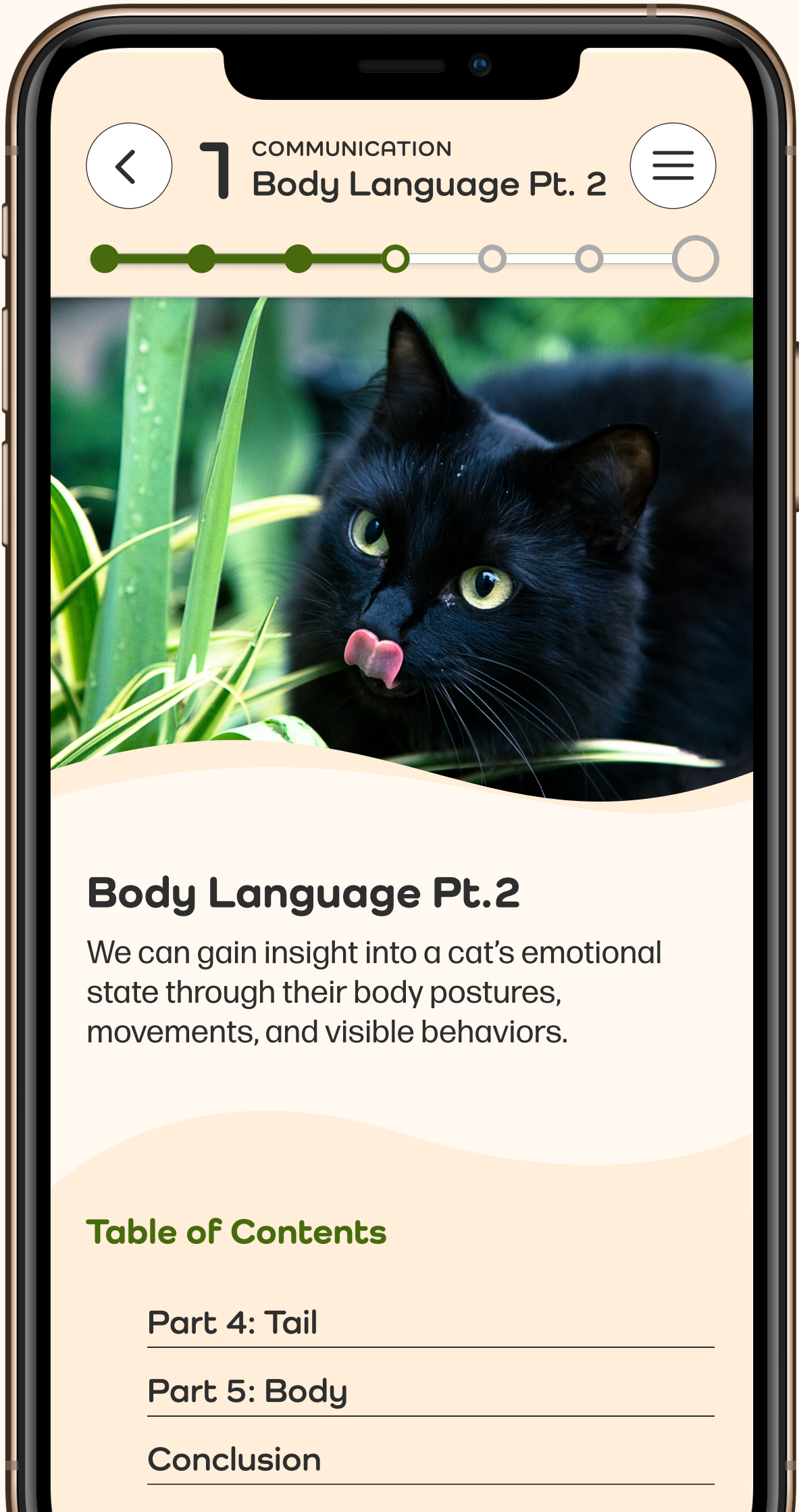
Lorem ipsum dolor sit amet, consectetur adipiscing elit. Lobortis praesent mi hendrerit consectetur viverra pharetra condimentum. Tempor arcu justo, nec, dapibus enim neque neque phasellus consequat. Elementum, massa, blandit ut fringilla dolor, donec eget pulvinar quam. Tempor leo integer neque cursus.

Aside from the 'Module Nav Bar Header,' none of the other headers should be in all caps.

Never center-align the body text.

# Mobile Typography


Number	48 px
H1 Header	25 px
H2 Header   Button	20 px
H3 Header	19 px
H4 Header	18 px
H5 Header	18 px
Paragraph	18 px
NAV BAR MODULE HEADER	12 px






# Colors


# Colors




**Linen**  
#FFF9F1  
RGB(255, 249, 241)  
CMYK(0, 2, 5, 0)




**Apricot**  
#FFEED9  
RGB(255, 238, 217)  
CMYK(0, 7, 15, 0)



**White**  
#FFFFFF  
RGB(255, 255, 255)  
CMYK(0, 0, 0, 0)




**Jet**  
#2E2E2E  
RGB(46, 46, 46)  
CMYK(0, 0, 0, 82)




**Fern**  
#476B0C  
RGB(71, 107, 12)  
CMYK(34, 0, 89, 58)


## Secondary Colors



**Steel**  
#707070  
RGB(112, 112, 112)  
CMYK(0, 0, 0, 56)




**Gray**  
#ACACAC  
RGB(172, 172, 172)  
CMYK(0, 0, 0, 33)



**Cloud Gray**  
#D0D0D0  
RGB(208, 208, 208)  
CMYK(0, 0, 0, 18)

## Accent Colors



**Orange**  
#EB9C35  
RGB(235, 156, 53)  
CMYK(0, 34, 77, 8)



# Color Breakdown



Purrception's colors are meant to be warm and friendly. It's meant to make learning and the process of bond-building feel more approachable.


Linen, Apricot, and White are for background elements while Jet and Fern are for generally for text elements. Jet, White, and Fern can also be used for CTAs.

The gray colors are meant for dividers and inactive elements. Orange is also for divider elements.

# Color Usage

Here’s how the colors are used in different contexts: dividers, info sections, and CTAs.

Divider Element



## Cat Communication Methods

Cats communicate through scent, sight, sound, and touch. Humans can gain an overall sense of their needs and emotional states by looking at all their communication signals. Click on each area below to learn more.

## Cat Communication Methods

Cats communicate through scent, sight, sound, and touch. Humans can gain an overall sense of their needs and emotional states by looking at all their communication signals. Click on each area below to learn more.

## Cat Communication Methods

Cats communicate through scent, sight, sound, and touch. Humans can gain an overall sense of their needs and emotional states by looking at all their communication signals. Click on each area below to learn more.

Primary

Secondary

+ Primary

CTA Color Usage



Divider Element



# Color Misuse

Try not to invert the colors in info sections. Also, do not change the divider colors from the grays or Orange.

Divider Element

## Cat Communication Methods

Cats communicate through scent, sight, sound, and touch. Humans can gain an overall sense of their needs and emotional states by looking at all their communication signals. Click on each area below to learn more.

## Cat Communication Methods

Cats communicate through scent, sight, sound, and touch. Humans can gain an overall sense of their needs and emotional states by looking at all their communication signals. Click on each area below to learn more.

## Cat Communication Methods

Cats communicate through scent, sight, sound, and touch. Humans can gain an overall sense of their needs and emotional states by looking at all their communication signals. Click on each area below to learn more.

Divider Element



# **Main UI Elements (Mobile)**



# Content

## Curved Sections

Curved Sections are used for summary information and quizzes.



### General Types

- Behavior
- Body language
- Visual cues (marks)

### Example Forms

- Hiding
- Tail upright
- Outstretched paw (play time!)
- Ears back (scared)
- Scratch marks on furniture

### Range

- Aside from visual marks, the sender and viewer must be able to see each other

### Conclusion

There are many different ways that cats can visually communicate with their owners. When assessing your cat's emotional state, you should take into account the different body positions any visual behaviors that they're exhibiting. If they seem scared or aggressive, it's best to give them space.

### Mini Quiz (Test Your Knowledge!)

What characteristics can cats display when they are happy/relaxed? Choose all that apply.

☐ Tail upright

☐ Tail lashing

☐ Body curled

☐ Body stretched out

Submit

# Tables

Tables are used to showcase detailed information about cat communication. They will most often be used as an expandable section.

Form	Meaning
Closed	Sleeping
Closed + Tense Facial Features	In Pain
Casual Gaze	Relaxed
Slow Blinking	Relaxed
Dilated (Big) Pupils	Scared or Aroused (arousal can be the emotional reaction to stimuli like toys during play)
Gaze Turned Away	Nervous
Fixed Stare	Tense
Fixed Stare	Tense

+ More

— More

Form	Meaning
Loose, Stretched	Relaxed
Rolled on back, loose, stretched	Greeting, relaxed
Rolled on back, tense	Scared and aggressive
Body tense, curled, hunched	Uncertain, Scared
Arched back, raised fur on body and tail, ears back	Uncertain, Scared

# Buttons & CTAs

Fixed Buttons

Default



Pressed



Inactive



Default



Pressed



Inactive



Resizable Buttons

Primary



+ Primary



Primary



+ Primary



Primary



+ Primary



Secondary



+ Secondary



Secondary



+ Secondary



Secondary



+ Secondary



Button corners have a radius of 15px.

Icons Source: Figma

Buttons for Expandable Info

Expanded

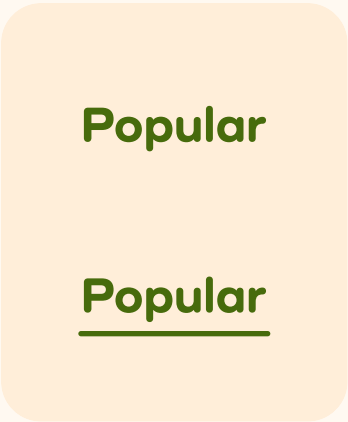


Retracted



Tertiary Buttons

Default



Pressed

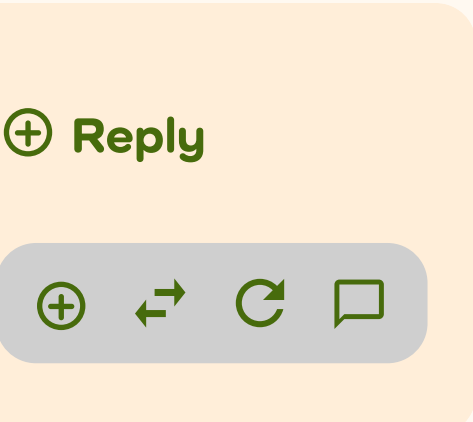


Button

Icons

Quaternary Button

+ Reply




Clickable Icons

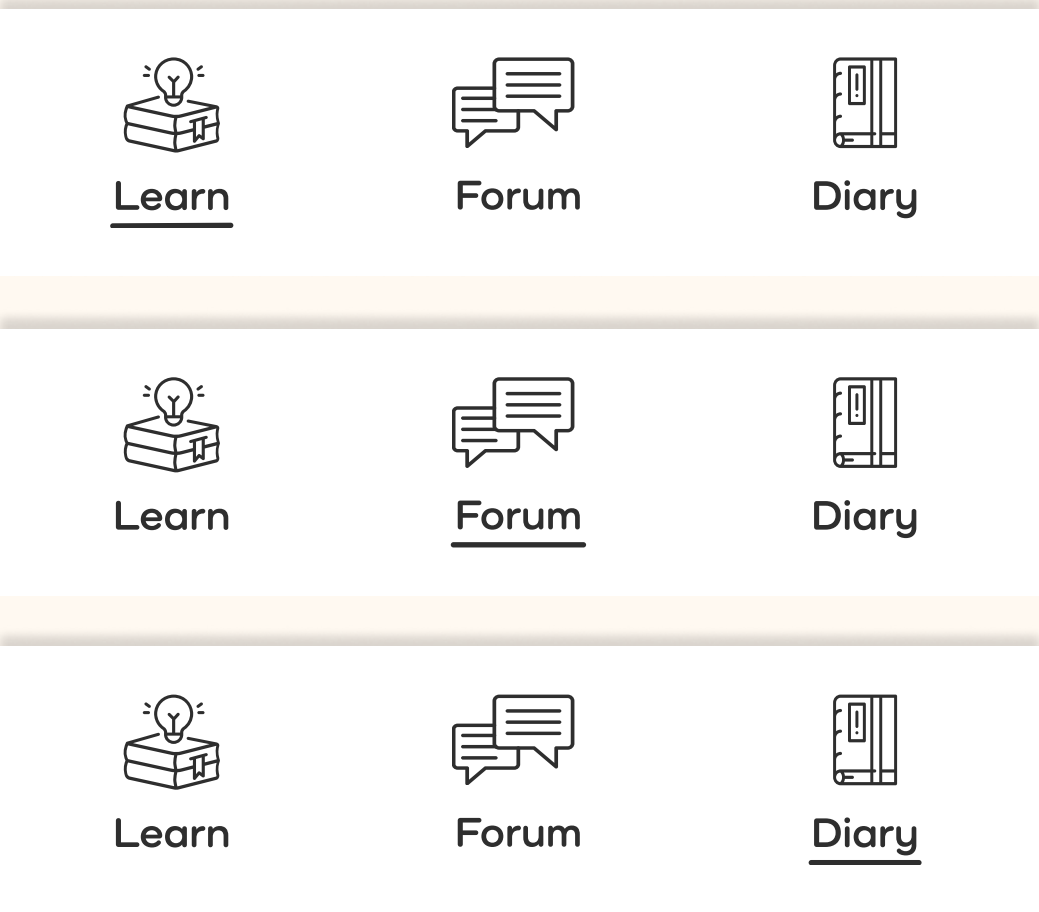


# Navigation & Progress

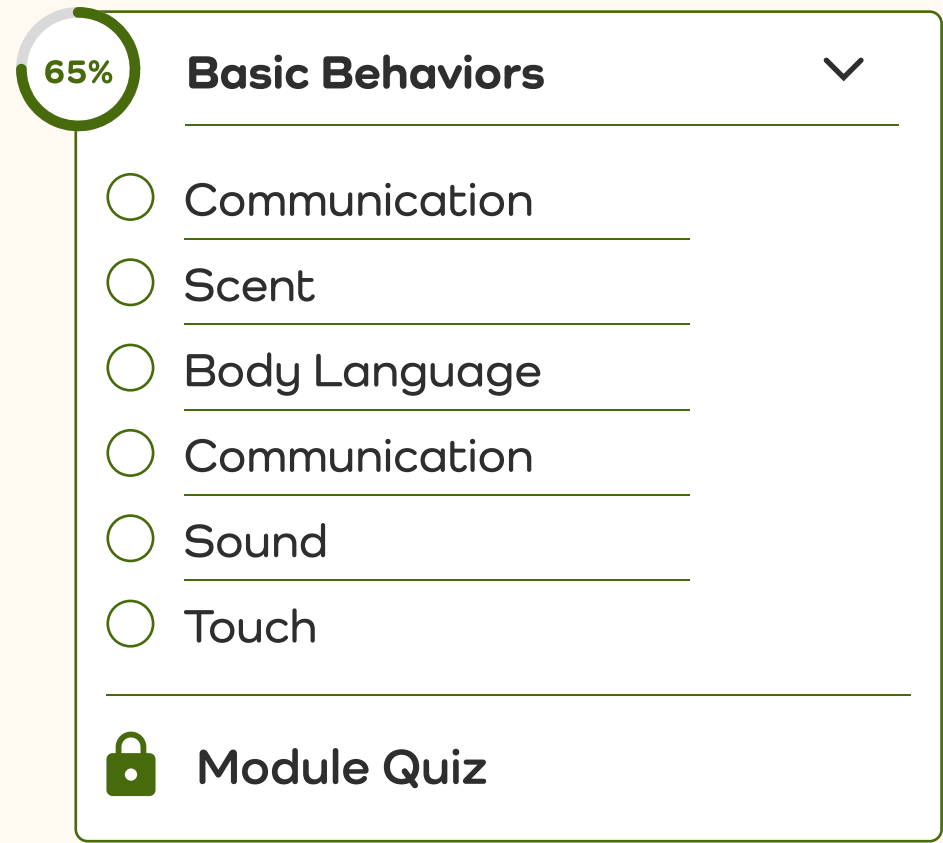
## Top Nav Buttons



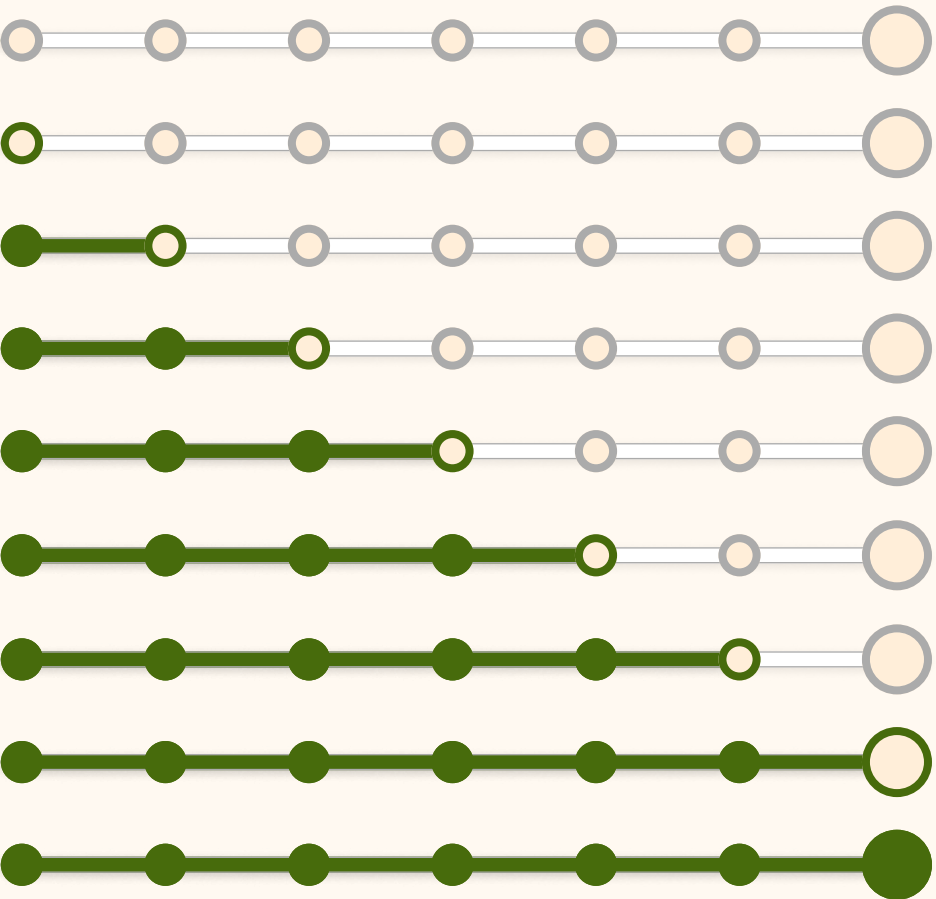
## Bottom Nav



## Expandable Navigation for Learning Modules



## Learning Modules Progress Bar



## Learning Modules Top Nav



Icon Sources: Figma,  
Noun Project

# Spacing

All vertical spacing is in multiples of 4.

Question 10/1 points

What characteristics can cats display when they are playful? Choose all that apply.

Your Answers

Large pupils

Large pupils

Large pupils

Large pupils

Actual Answers

Large pupils

< 1/6 >

16 px

32 px

16 px

24 px

16 px

32 px

32 px

Horizontal spacing is also in multiples of 4 unless the elements are left-right constrained. If the elements are left-right constrained, the in-between spacing depends on the size of the elements and the size of the frame.

LeftRight

147px

Question 10/1 points

What characteristics can cats display when they are playful? Choose all that apply.

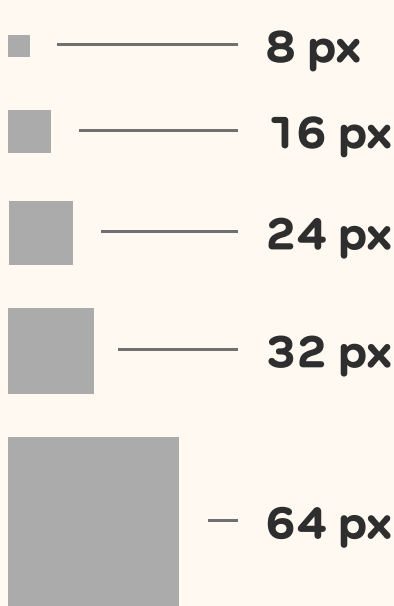
Your Answers

Large pupils

Large pupils

Large pupils

## Most common spacing





# Design Elements



# Pattern

This is a stylized background pattern based on a long-haired cat's tail. It should only be used on Linen and White backgrounds.



# Pattern Misuse

Do not distort, add effects, or change the colors of the pattern. Also, do not intersect the pattern with text.

# Pattern Misuse



# Photography

The photography focuses on bright and clear imagery of cats. Sometimes, humans may be in the photos, but cats are the focus. Header images have curves while body images are rectangular with rounded corners.

## Summary Section Image

Corner Curve: 15px



Image Sources: Unsplash & Stock photos

## Header Image



This has a curved decorative element in the color Apricot.

## Body Images


Corner Curve: 15px






# Photography Misuse


Do not change the image curvature.



Do not change the image ratio or the corner curvature.



Do not distort the image or add effects.



Do not put text over an image.





